



Carving Newsletter

July 2023



Hello Carvers,

July is pretty quiet on the carving front, but August and September will pick up the pace.

Our third annual picnic and potluck on Saturday, August 12th ([register here](#)), will be a great opportunity to see old friends and meet new ones. Besides food, we'll have demos and our first swap meet, where you can buy, swap, barter, or give away carving-related goodies. It should be a good time to part with your excess tools, wood, roughouts, books, magazines, patterns, supplies, samples, or whatever. If you have more items than will fill half of a card table, please bring your own table, otherwise we'll have several you can share. You set the price, including free. The club has some goodies that will also be available, some vintage. If you plan to bring things, please [email me](#) so we can plan.

I need volunteer helpers and demonstrators for Multnomah Days on Saturday, August 19th ([sign up here](#)). You would work a three hour shift between 9:00am and 6:00pm, and have time to see the other exhibits before or after. It is a fun and satisfying event.

I also need help with Art in the Pearl over Labor Day weekend (Sept 2-3-4). We will again share a booth with the Guild of Oregon Woodworkers, and likewise need helpers and demonstrators. Put your name on the volunteer list by [clicking here](#).



Our fall monthly programs (second Tuesdays at 7:00pm) will be exciting. For September, Kelley Stadelman will give a presentation on **Painting 101** ([register here](#)), a foundation module for a painting class she is creating. For October, the topic is **Carving Photography** with Jeremy Bailey, and for November, the program is **Chainsaw Carving** with Terry Moss.

Finally, a small group meets on Zoom each Monday at 9 am for an hour of **Carving Conversations**. This is an open forum, no agenda, a virtual coffee shop. [Register here](#) to get the link.

I hope your summer is going well.

Larry

Larry Wade

lpwade@gmail.com

In This Issue

[New Native Northwest Class](#)

[Programs - Painting 101](#)

[Interest Lists](#)

[Upcoming Events](#)

[In Case You Missed It...](#)

[Remembering Gil Drake](#)

[Carving Questions](#)

[Carving Sightings](#)

[Other Carvings](#)

[Educational Opportunities](#)

[Clubs and Guilds](#)

[Contact Us](#)

[Our Sponsors](#)

OUR MISSION: Encourage carvers at all levels through education, fellowship, and mentoring

Programs

Our monthly programs will resume on September 12th with a **PAINTING 101** presentation and demo by Kelley Stadelman ([register here](#)). Kelley is a talented painter, carver, and educator who has trained several generations of local carvers. You can attend via Zoom or in-person in Multnomah Village. On October 10th the topic is **Carving Photography** ([register here](#)), and on November 14th the topic is **Chainsaw Carving** with Terry Moss ([register here](#)).

Summer PICNIC - 3rd annual picnic-potluck, Sat August 12th [Signup here.](#)

Some demonstrations, bargains to buy, and a great time to socialize with friends, mates, and club members.

Native Northwest Class by Dick Wilk

Dick Wilk Native Northwest Carving Class

King's Way Christian School. 3300 NE 78th St. Vancouver, 98665 starting at 9am on August 7 and ending at 5pm on August 11. Cost is \$100 plus the cost of wood.

There are several openings in this class for those who would like to carve a Northwest-style bowl. Students should contact the class coordinator, Jim Mather, at jimmatherxx@gmail.com to register. There will be a choice of a swan, a raven, or a frog. Dick will do a rough-out of the bowls for people to start with.

About Dick Wilk

Dick Wilk started carving in the mid-60's when he became fascinated with the collection of Northwest Coast Native Art at the 1961 World's Fair. That led to prowling about through the Burke Museum on the University of Washington campus.

Gradually Dick moved on to the idea of trying to do it himself. The Carving community at that time was relatively small and Dick got to know people with similar interests: Duane Pasco, Steve Brown, and Joe David. He found that they were great people to learn from, but his idol was Bill Holm.

Dick started out with regular carving tools, but soon came to realize that he had to have crooked knives and adzes to do artwork like they did years ago. There weren't any native tool sources at that time so he had to learn how to make his own versions.

He has done several masks and other paraphernalia for Native friends in the Campbell River area. He loves the Art and culture and tries to do his best to honor the legacy of tradition and art of the past.



Swan Bowl



Raven Bowl



Frog Bowl

Monthly Classes & SIGs

Sharpening for Beginners – in-person or online

Taught by Roger Crooks, Larry Wade, or Terry Burnside
Click a desired date to register, [Jul 12](#), [Aug 9](#)

One of our main charters is to preserve the art of carving and to do so requires teaching beginners. We all know sharpening is critical. There are many articles and videos online, and they often show contradictory ways to sharpen. For a beginner with few tools, figuring out how to start sharpening is daunting.

Our philosophy is to start with good tools and keep them sharp with stropping. Reshaping tools, power sharpening, and using stones will be taught in future classes.

This beginner's class delivers information with a [handout](#), a [video](#), and hands-on coaching. There is a fine line between getting a sharp edge and rolling over the edge making it duller.

Correcting stropping techniques in real time will start carvers on the right path to building muscle memory for sharpening. The class repeats monthly, and can be attended either in-person (preferably) or via Zoom.



Leather Strops

Incised Carving Class (free) – in-person, or online

Days and times vary. To register, click on the desired date: [Jul 15](#), [Sept 16](#)

This one-session, 2-1/2 hour class is for those new to carving or who want to try incised carving. This class repeats most months.

The incised style carves lines into the surface of wood and can be done safely with one tool. Students will be provided with basswood, a loaner tool, patterns, and a carving mat. This workshop will be taught in-person or it can be taken via Zoom.

Students will carve the Dogs Welcome sign shown, and wood is available for a second project afterwards. Students will use a parting (V) tool and can borrow it for a month.



Dogs Welcome Sign

Carving Special Interest Groups (SIGS) - (resume after Labor Day)

Two groups will meet monthly, one in the evening and one during the day. Each session is two hours long, with an optional hour before the meeting to eat, work, or chat. Register your interest using a link below for the respective time, even if you attend sporadically. Email reminders are sent to those interested.

- » **EVENINGS** at Guild of Woodworkers Studio (third Thursdays), 7-9pm, [click here for the evening series](#)
- » **DAYTIMES** at Woodcraft in Tigard (1st Thursdays) 1-3pm, [click here for the daytime series](#)

Interest Lists

Walking Sticks & Wood Spirits — Interest list only

Taught by Terry Burnside. [Click here](#) to register interest

Terry will teach this class once there is enough interest. Add your name to the list if this is a future possibility for you. No obligation.



This class is designed for those not familiar with carving a wood spirit or face carving in general. Terry developed his techniques over 25 years, incorporating the methods of several well-known carving professionals.



Call for Pictures of Your Carvings

One of the highlights of face-to-face meetings is doing a “show and tell” about carvings we have done. Each month we will include a brief narrative with pictures of members’ work. When you send photos of your work to [OCG Newsletter Editor](#), please let us know some details, such as:

- » Wood used
- » Size, including thickness of stock
- » Finish, including coloration, if any
- » Special techniques or considerations, if any
- » Any other information of interest

A few tips on taking photos:

- » Position your camera (or phone) parallel to your work
- » Use natural light (sunlight) if possible
- » The only shadows you see should be in the work (not you)
- » Use a high contrast background so your work stands out



"Tulips"
by Mack Sutter
From the OCG Collection





Carving Newsletter

July 2023



Upcoming Events

Now

The Odyssey of the Historic Jantzen Beach Carousel Oregon Historical Society, Portland, OR



The Odyssey of the Historic Jantzen Beach Carousel examines the carousel’s journey from Parker’s Leavenworth factory to California’s sunny shores to the Jantzen Beach Amusement Park, “Portland’s Million-Dollar Playground”, on Hayden Island in the Columbia River.

This exhibit has now reopened. For current information see the [exhibit website](#).

JULY

NW Carving Academy, Ellensburg, WA Kittitas County Fairgrounds Event Center, Jul 10–14, 2023



This is a long-established, week-long educational opportunity with multiple instructors from around the region and country. The classes that are offered include hand and power carving, pyrography, painting and design, and baskets. Additionally, special interest classes are offered for spouses and partners.

Registration is open; For more information, [click here](#).

AUGUST

Oregon Carvers Guild Annual Picnic Potluck, Beaverton area, Saturday, Aug 12, 11:30 - 3:30



This is purely a social opportunity and a chance to meet others you might only know on Zoom. Thanks again to Jim and Susan Spitzer for hosting us at their home a bit north of Beaverton. To register, [click here](#)

Multnomah Days Street Fair Saturday, Aug 19, 9:00-6:00,



This one-day annual event is spread over the four blocks of Capitol Hiway, running through the heart of Multnomah Village. See the [Multnomah Days website](#).

Our club’s 10x10 booth will promote carving with demonstrations, literature, and comfort birds. [Register here](#) to volunteer.



Carving Newsletter

July 2023



SEPTEMBER

Art in the Pearl

Downtown Portland, Labor Day weekend, Sept 2–4,



This three day Labor Day weekend event is very inspirational and a great way for us to promote carving. We'll do demonstrations, show off a variety of examples, and interact with a variety of visitors of all ages and cultures. [Register here](#) to volunteer.

The Oregon Woodcarver's Rendezvous

Canyonview Camp near Silverton, OR, Sept 8–11



This a great event created and organized by [Capitol Woodcarvers](#) member Everett Koontz. This is a wonderful gathering where multiple classes are taking place simultaneously. If you ever wanted to try different types of carving this is the event for you. See last year's [registration form](#) for details on likely events for this year.

Tri-Valley Show & Competition

Veterans Memorial Hall, Pleasanton, CA, Sept 9–10, 2023



The Tri-Valley Chapter of the California Carvers Guild is having their annual show, which has been going on for more than 50 years.

For more information on categories to enter carvings, see their [website](#).

Columbia Flyway & Wildlife Show

Clatsop County Fairgrounds in Astoria, Sept 22–24



This is a significant local show featuring nationally known bird and animal carvers, scheduled at the Clatsop County Fairgrounds in Astoria.

Contact [Randy Martin](#) to exhibit; save the dates and monitor the [website](#) for updates.

JANUARY 2024

Coastal Carver Artistry in Wood Show

Lincoln City, Jan 2024



This annual January carving show is a fixture in the state and well worth attending. With the success of their post-pandemic 2023 show, the Coastal Carvers are planning their 2024 show for Martin Luther King weekend.

Check their [website](#) for current information.

In Case You Missed It...

Adam Mclsaac Class by Jim Spitzer

On June 2nd and 3rd Adam Mclsaac, a professional carver who works in the style of the tribes of the Columbia River Basin, conducted his second workshop at his LaCenter studio near Vancouver, WA. It was the second of two intermediate level classes.

Students could choose to carve a ceremonial ladle, tray, or a salmon. The essence of the workshop is to experience the use of traditional tribal tools (adze and crooked knife) while working with traditional wood—cedar or alder.

The photos below show some of the work that was done, the skills learned, and the people who participated in the workshop.



Instructor Adam Mclsaac and student Masamichi Nitani...our two carving masters!



Quite a pile of chips! Adam made frequent trips around to demonstrate techniques, here using a crooked knife to create a taper on Joanne's ceremonial tray. Masa took frequent breaks from his salmon to help other students.



Masa demonstrating his gouges with carved hand-fitting handles for texturing to Adam.



Adam coaching Masa on the use of the elbow adze.



There was plenty of friendly conversation.



Mark Hanus taking a photo-op break.



As a side job to her tray project, Joanne made a stop. Steve Moore and Clark Moss are studiously working in the background.




Co-coordinator John Wheeler first in the chow line...he said "You can call me anything, but not late for lunch!" Steve Moore and Joanne Rekow are not far behind.



Co-coordinator Jim Spitzer




What a well executed complete salmon carving could look like. Students had the option to choose a different pattern and also had the option to paint it before the incised pattern is carved.



At some point in the class I noted that I preferred to carve while standing. Here is the setup I use at home.

Recessed lag screws attach 20x10x2 inch top to 5x2.5x22 inch hardwood verticals spaced to fit on either side of the vise mechanism.



The left vertical is trimmed to allow top center drawers of the workbench to clear. A Kreg clamp or other portable clamps is used to hold the work. Other larger work surfaces can be clamped or screwed to the surface. It is easy to adjust height by loosening the vise. My workbench surface is already higher, at 39", than most work benches. My carving work surface is higher than what most recommend. I don't like bending over or craning my head down for extended periods.

Finally, the tool holding stand that can hold 16 of the most used tools on a particular project.



Remembering Gil Drake



It is with a sad heart that we let you know that Gil Drake passed away June, 4, 2023. His passing is a great loss to the carving community.

Gil Drake's company, Drake Knives, makes some of the best carving tools in the world from their location near Seattle. The inventory includes palm handled gouges and chisels, carving knives and micro-sized tools.

Gil Drake always had a love for wood. He did cabinet work for several years with carving and family boating being his hobbies. He carved for about 25 years. Drake Knives was formed in 1992. Gil operated this business with his wife Bonnie. These tools are recognized both for their quality as well as reasonable price.



The OCG has a video of Gil when he did a program for us. The video shows the shop where Gil made his tools and he talks about the wide array of carving tools he produces. He also showed and talked about the tools that are used to help make the tools. While he was active at his peak, Gil hand-shaped and sharpened every tool that came out of his shop. The video is at https://drive.google.com/file/d/1tOme-8oAcnelAFE_Yx3JmV27mrKirE30/view?usp=sharing

The message from Gil's family

It is with heavy hearts that we must announce that Gilbert Drake, father, husband, friend, artist, master tool maker, and innovator has peacefully passed away. He was well taken care of and surrounded by family. Gil had been suffering from many lingering complications from successful treatment for cancer, and had not been active in the production of tools for over a year. Our son David has been working tirelessly with his mother, and Gil's loving wife, Bonnie for over 5 years to transition Drake Knives into this new phase in a seamless way without any dip in quality or customer service.

The domestic carving tool landscape is such that we have been inundated with orders from all over the world, and we are overjoyed that there is such an explosion of interest and trust in our unique products. We wish to apologize for the way the wait time on order fulfillment has expanded, and we would like to thank everyone for their patience during this difficult time. We also seek to assure all of you who have outstanding orders that they will be fulfilled with all haste and with undimmed attention to detail. We also wish to reaffirm our singular commitment to the lifetime quality guarantee that is a cornerstone of our catalog of handmade tools. We sharpen and repair our tools for free! We believe this is unique in the carving tool world, and that it gives our tools a value beyond their mere cost.

Again, the Drake family thanks you for your attention and trust in our efforts to make you the best tools we can, and as you're makin' chips, know that Gil is up in heaven making a mess, too!

Much Love, Bonnie, David, Tony, Alison, and Ryan Drake

To Automata or Not to Automata (by Larry Wade)

I'm trying to figure out whether there is enough interest and carving relevance with automata to warrant a monthly program. Opinions welcome. Have you made any, seen any, want to make one?

Tony Rizzutto spotted a good automata video showing some interesting examples ([click here](#)).


Member Al Plasch in Ventura, CA reported that Gene West, a deceased member in their club, had built 800 automata over his career, a really staggering number, and some of them are still exhibited at their county fair by his daughter.

At the Rowboat Art Gallery across from Salishan near Lincoln City, I spotted the two automata by artist Loren Muntzert, shown below, each selling for about \$1,000.

Member Yvonne Bailey in Lompoc, CA is intrigued by these things, and is working with Melody Mullis to build Poultry in Motion (see YouTube video [here](#)). More importantly, she pointed us to the creator's website (Al Conquergood), ([click here](#)), who has many examples. I'm wondering whether we should invite him to be a monthly program speaker.

Yvonne also passed on a pointer to the Gizmos and Gadgets book by Fox Chapel, that has a variety of projects that fit in this genre. I found a copy in my local library and am reviewing it.

Member Tom Rich made a bird and worm automata from a plan in Woodcarving Illustrated that we showed at the Gathering of the Guilds; and similarly, member Ron Tyrrell loaned us the Egyptian god automata he had made.



Carving Questions

Background Information Wanted

From John Zipprich

This carving came my way a couple days ago. My friend, the Timberline Lodge (TL) curator, said it wasn't from there, but I seem to remember something similar.

I'd like find out anything I can about this piece.

It's 20"x 25". Is it a Native American? I think it's oak.

Please email me if you have any information.

jpzipprich@gmail.com



Door Project Request for Help

From Jack Stone

Good day. I found your names online (Carvers group) at the recommendation of Clem Zacher, a woodworker in Lincoln City. I have an entry door replacement project and need someone with carving expertise to support my restoration project. The entry doors have carvings attached. These carving need to be removed/re-installed as part of the entry door replacement and also require some restoration work. I have attached a few photos so that you can get a sense of the scope. Checking if you may have any members who might have interest in taking on this activity. My home is in Lincoln City. Would appreciate your feedback via a phone call.

Jack Stone
415-806-2385



Carving Sightings

Setziol Sightings by Allison Rogers

I spotted these two lovely examples of Leroy Setziol works in Lake Oswego. The wall piece is in the City Hall, and the free-standing sculpture is in a pretty crummy spot on the second floor of the library¹. I guess kids had been climbing on it, so they've tucked it away until they can come up with a more appropriate location.

¹ Through the magic of PhotoShop, your editor was able to remove the distracting parts of the photo. See the small original at the bottom.



Educational Opportunities

Elsie Stuhr Center

The new round of Summer classes taught by Nancy Girard are coming up here soon and the signups are going on right now.

It's for 55 and over only. It takes place on Tuesday mornings, from 10:00am - 11:30am, starting June 27th. Elsie Stuhr Center is located at 5550 SW Hall Blvd, Beaverton, OR, 97005, between 9th street and 12th street.

For more information go to : <https://www.thprd.org/activities/search-classes-and-camps> with the search requirements "55+" & "Arts & Crafts", and it will be the last one on the 2nd page.

Nancy will also be teaching the Fall season classes as well, and they will take place on the same day of the week, at the same time of day. We just don't have a start date as of yet.

Wildcraft Studio

A multi-arts non-profit that frequently has carving classes—[click here](#) for their website then scroll through their calendar. Rose Holdorf frequently teaches carving classes on the Scandinavian Dala Horse, spoons, and kitchen utensils. Their classroom is now at 50th and SE Division, Portland, OR.

Port Townsend School of Woodworking

A very important regional resource that frequently has visiting carving professionals, including Mary May. For information, see the [Port Townsend School of Woodworking](#) website.

Sitka Center for Art and Ecology

Among the many workshops the Sitka Center offers, there are 2 woodcarving classes and a pyrography class. You can check out the classes at the [Sitka Center website](#).



Masks Carved by Dick Wilk



Carving Newsletter

July 2023



Clubs and Guilds

Coastal Carvers — Lincoln City

The club meets at the Lincoln City SDA School. Monthly meetings are usually held the first Sunday of October through May, at 1:30pm. Club members also meet weekly on Tuesday evenings, from 6 - 8pm for unstructured carving. For details, [click here](#).

Capitol Woodcarvers — Salem

Meets on the last Tuesday of each month, except the months of August and December. Meetings are from 7 - 9pm. Meetings are held at the Salem Center 50+ located at 2615 Portland RD NE, Salem, OR. For more information, [click here](#).

Vancouver / King's Way Carvers — weekly on Thursdays

Thursday evenings from 6 - 9pm (summer 9am - noon). Contact Jim Mather at jimmatherxx@gmail.com or (360) 931-0079. This group has been meeting since 2007 in a first class art room at a large private high school at 3606 NE 78th in Vancouver (Hazel Dell). The facility is locked so call ahead for the access code. They are a friendly and experienced group of carvers with a variety of interests.

Milwaukie Woodcarvers — Milwaukie

This established group has recently restarted in-person carving sessions weekly on Wednesdays from 8 - 11am at the Milwaukie Center. Drop-ins welcome for a small fee of \$1 or \$2 fee per session. Support for beginning carvers is provided. The address is 5440 SE Kellogg Creek Dr, Milwaukie, OR 97222 (off Hwy 224 near Rusk Rd).

Central Oregon Wood Carvers — Bend

Central Oregon Wood Carvers is group of carvers in and around Bend. For information, contact Scott Beyer at dxdevolt@gmail.com.

Madras High Desert Carvers — Madras

Meets weekly on Thursdays from 4:30 - 7pm, drop-ins welcome, 224 SW 5th Street Madras, OR 97741. For more information, contact Sharon Miller, madrasnana25@live.com, 541-550-6355, or Royce Embanks, royce@btstys.org, 541-325-1586.

Olympia Woodworkers Guild— Olympia

They occasionally have interesting carving presenters for their monthly meetings. For information contact Bill Cogswell at info@owwg.org or see <https://arbutusfolkschool.org/woodworking-guild/>.

Idaho Carvers Guild

This is a long-established group of carvers in and around Boise that have some meetings online and some in person. For information, contact Eric Owens at idahowoodcarvers@gmail.com.

California Carvers Guild (CCG)

This statewide umbrella organization supports over 40 local clubs throughout the state and has a very long and deep history. The local clubs produce a variety of notable shows and events. The CCG produces a comprehensive newsletter called *The Log*, and trains judges for shows. Click here for their [website](#).





Carving Newsletter

July 2023



Contact Us

OCG Board of Directors

Larry Wade , President	Diana Groseclose-Larabee , Treasurer
Roger Crooks , Vice President	Jim Spitzer , Sponsor Coordinator
Jeremy Bailey , Secretary	Leslie Kantor , Carving Safety Director
Terry Burnside , Webmaster	Tom Siep , Newsletter Editor

Our Sponsors

Please Thank and Patronize our Sponsors



ROCKLER

11773 SW Beaverton-Hillsdale
Hwy Beaverton, OR 97005

WOODCRAFT

12020 SW Main Street
Tigard, OR 97223
USA



Nancy & Stacey Girard
www.girardaccessories.com
girard.accessories@outlook.com
(971) 219-9231 or (503) 318-3171



Milwaukie Hardwoods, LLC
5111 SE Lake Rd
Milwaukie, OR 97222
503-309-0309
www.milwaukiehardwoods.com



WOODCRAFTERS

212 NE Sixth Ave Portland, OR
97232